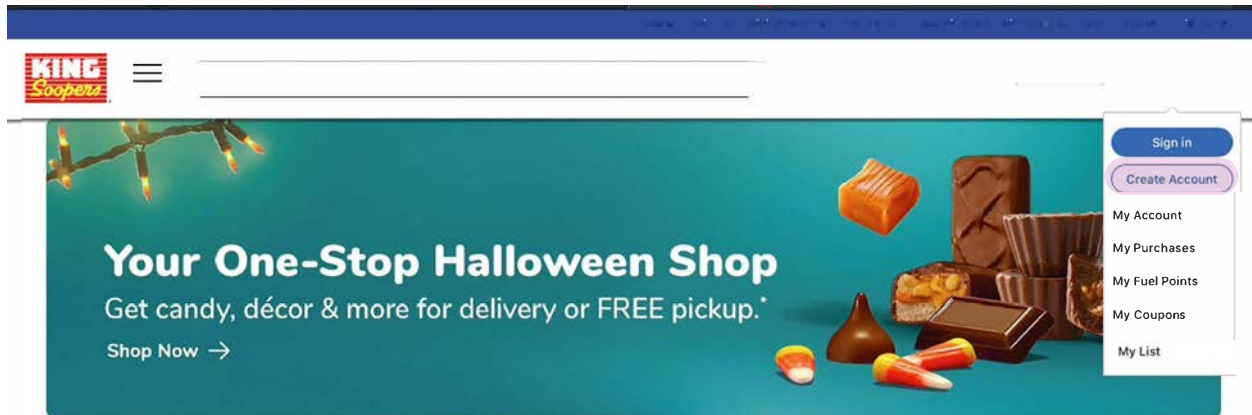


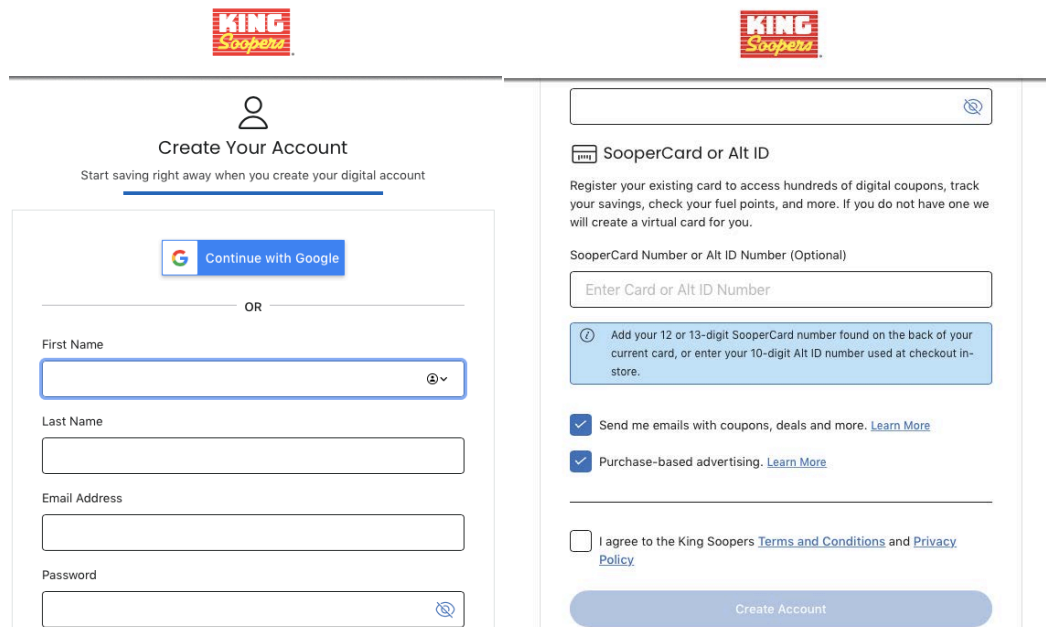
How to sign up for King Soopers Community Rewards

If you do not already have a digital account with King Soopers:

To start, you're going to head to [KingSoopers.com](https://www.kingsoopers.com). In the top, right-hand corner you will see an icon that looks like a person. Click on that and you will see the option to create an account. You may also see a banner at the bottom of the page saying, "Create an Account".



This will bring you to a page where you will fill in your information to create an account. When asked for your "Alt ID", enter in your 10-digit phone number that is used at checkout.




KING Soopers

KING Soopers

Create Your Account

Start saving right away when you create your digital account

 Continue with Google

OR

First Name

Last Name

Email Address

Password

SooperCard or Alt ID

Register your existing card to access hundreds of digital coupons, track your savings, check your fuel points, and more. If you do not have one we will create a virtual card for you.

SooperCard Number or Alt ID Number (Optional)

Add your 12 or 13-digit SooperCard number found on the back of your current card, or enter your 10-digit Alt ID number used at checkout in-store.

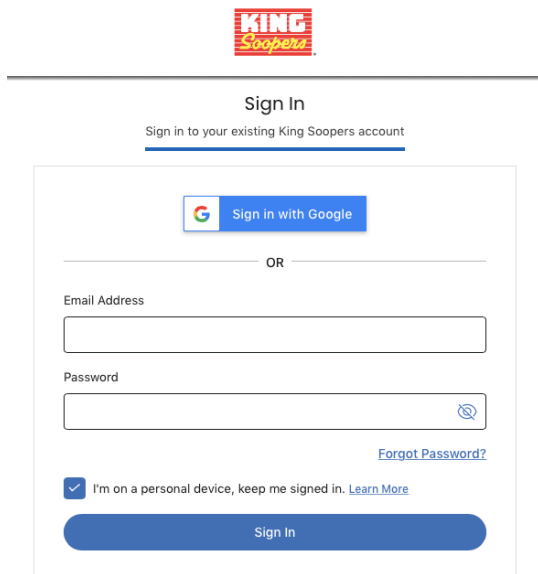
Send me emails with coupons, deals and more. [Learn More](#)

Purchase-based advertising. [Learn More](#)

I agree to the King Soopers [Terms and Conditions](#) and [Privacy Policy](#)

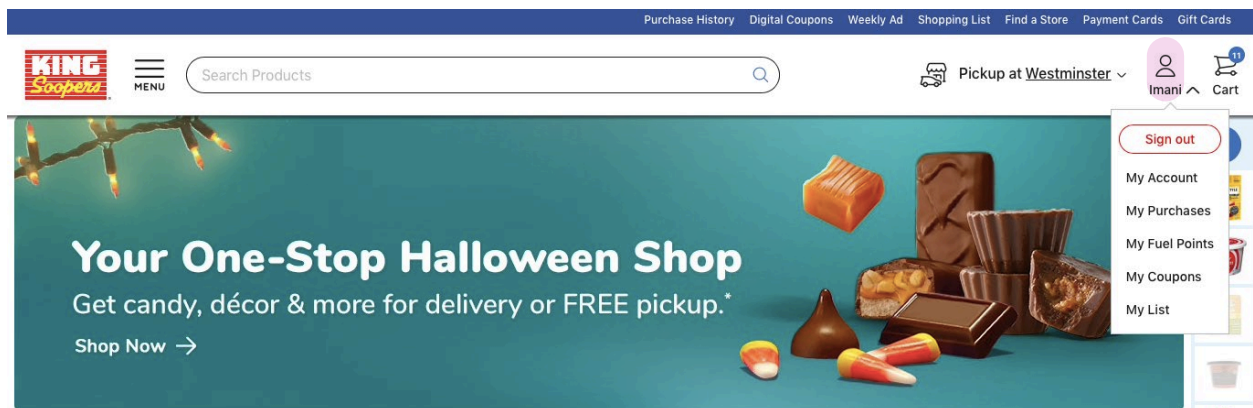
Create Account

Once you're done it should immediately take you to a page where it will ask you to sign into your new account.



The screenshot shows the King Soopers website's sign-in page. At the top is the King Soopers logo. Below it is the heading "Sign In" and the subtext "Sign in to your existing King Soopers account". There is a "Sign in with Google" button. Below that is an "OR" separator. There are two input fields: "Email Address" and "Password". A "Forgot Password?" link is located below the password field. A checkbox is checked with the text "I'm on a personal device, keep me signed in. [Learn More](#)". At the bottom is a blue "Sign In" button.

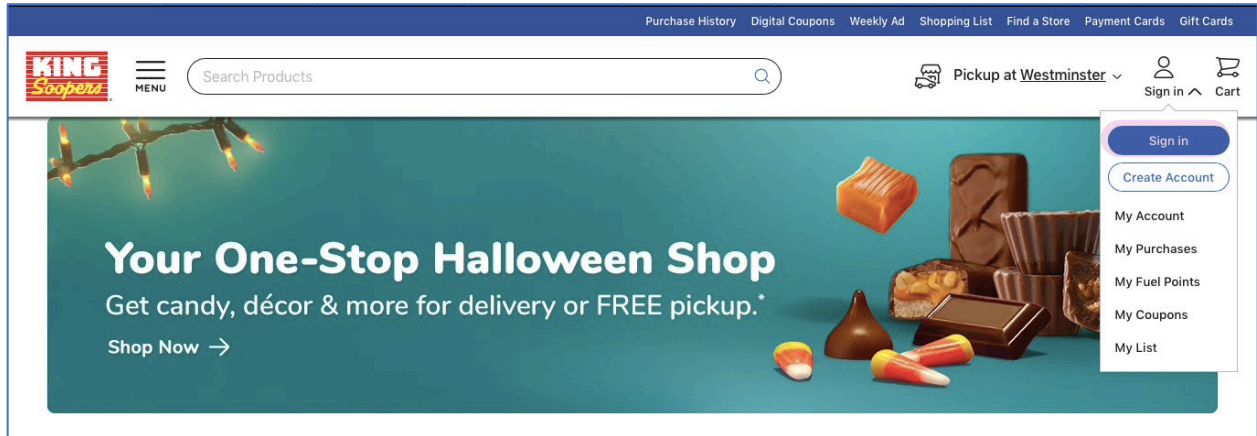
Finally, you will be brought back to the original King Soopers page. To know you are signed in, you should see your name under the person icon on in the top right-hand corner. From there, proceed to the following outlined steps for those who already have an account, to sign up for Community Rewards!



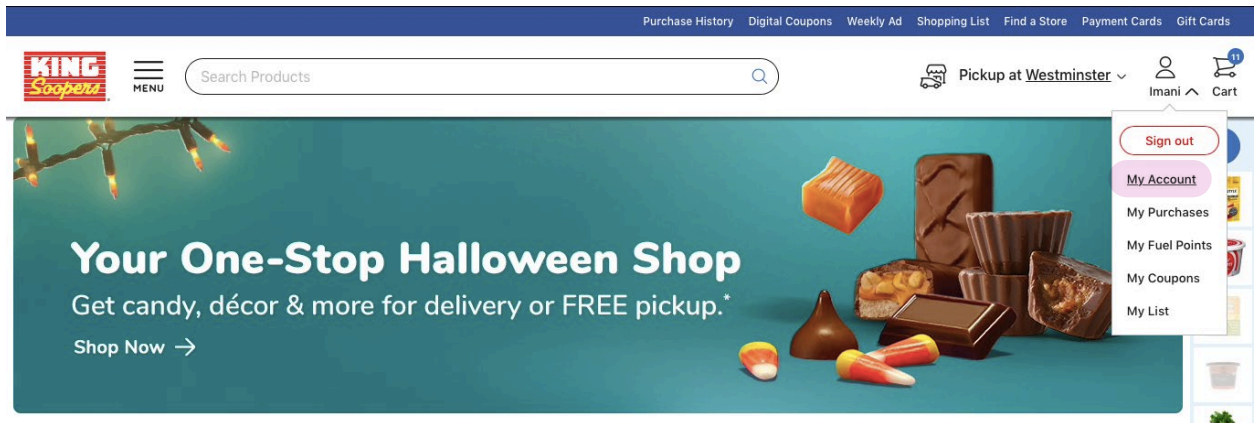
The screenshot shows the King Soopers homepage. At the top is a navigation bar with links: Purchase History, Digital Coupons, Weekly Ad, Shopping List, Find a Store, Payment Cards, and Gift Cards. Below this is the King Soopers logo, a menu icon, and a search bar labeled "Search Products". On the right, there is a pickup location dropdown set to "Pickup at Westminster", a user profile icon for "Imani", and a cart icon with a "17" badge. The user profile menu is open, showing options: Sign out, My Account, My Purchases, My Fuel Points, My Coupons, and My List. The main banner features the text "Your One-Stop Halloween Shop" and "Get candy, décor & more for delivery or FREE pickup.*" with a "Shop Now" button and an arrow. The banner also displays various Halloween candies and chocolates.

If already have a digital account with King Soopers:

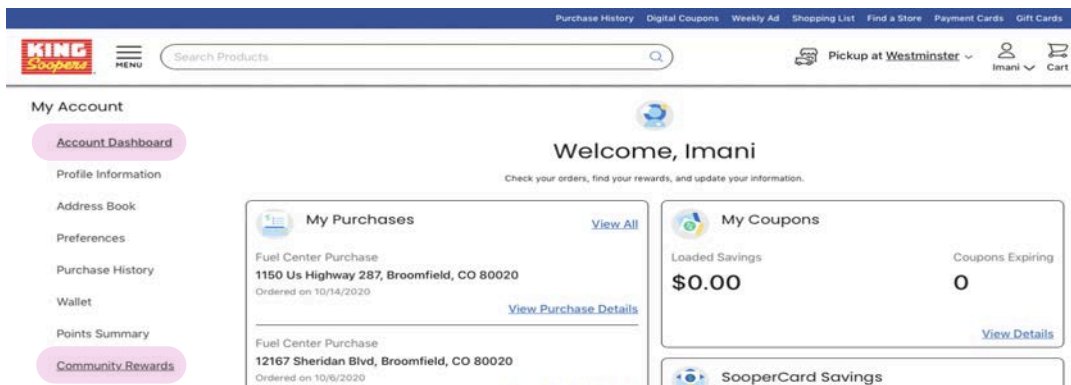
To start, head over to [KingSoopers.com](https://www.kingsoopers.com). In the top, right-hand corner you will see an icon that looks like a person. Click on that and log in to your account.



Once complete, you're going to head back over to that same icon and click "My Account" underneath it. To know if you're signed in, you should see your name under the person icon on the top right.



On the left-hand side of this new page, you will see options that fall under "Account Dashboard". Go down and click on the last one on the list that says, "Community Rewards".



You will now see the Community Rewards page! Here is where you will search for *Bella Boutique Denver* and enroll us as your organization of choice.

Purchase History Digital Coupons Weekly Ad Shopping List Find a Store Payment Cards Gift Cards

KING Soopers MENU Search Products Pickup at Westminster Imani Cart

My Account

- Account Dashboard
- Profile Information
- Address Book
- Preferences
- Purchase History
- Wallet
- Points Summary
- Community Rewards**
- My Prescriptions

Community Rewards

Earn money for your community organization when you use your loyalty card

Donation Summary

Status: **never enrolled**

Earn money for your school or community organization when you use your SooperCard.

Find an Organization Filter by type of Organization: All

Search by Organization name or number

Search Results


Find an Organization


Bella Boutique Denver

Search Results

Organization Name Bella Boutique	Organization Name 9Health
Organization Address 1550 Larimer Street, Suite 1004 Denver, CO 80202	Organization Address 1139 Delaware St Denver, CO 80204
Enroll	Enroll
Organization Name Abraham Lincoln HS Football	Organization Name Acacia Learning Ce
Organization Address	Organization Address

Once complete, you should see a message saying you are successfully enrolled into Community Rewards with Bella Boutique as your organization! This means that now, when you're doing your regular shopping at King Soopers, a portion of what you spend will be donated to Bella Boutique!

 You have successfully enrolled in Community Rewards.

 **Donation Summary**

Status:
enrolled

Organization Name:
Bella Boutique

Enrollment Date:
10/22/2020

Organization Number:
FH477

[Change Organization](#) [Cancel Enrollment](#)